

Signify Classified - Internal
Cooper Lighting Solutions Photometric Lab
1121 Highway 74 South
Peachtree City, GA 30269



Scaled data based on original data using
LM-79-08 Approved Method: Electrical and Photometric Measurements of Solid-
State Lighting Products

Test Report Prepared for
Cooper Lighting Solutions
(formerly Eaton)

Brand: INVUE

Report Number: P879679

Luminaire Tested: **EMM2-HSN-VA9-740-U-WQ**

Issue Date: 10/01/2024



Test Information

Test Method: LM-79-08
Report Number: P879679
Test Lab: INNOVATION CENTER(G3)
Issue Date: 10/01/2024
Manufacturer: COOPER LIGHTING SOLUTIONS (FORMERLY EATON)
Product Line: INVUE
Catalog Number: EMM2-HSN-VA9-740-U-WQ
Description: EPIC MODERN SHORT HOUSING 9W 70CRI 4000K WAVESTREAM FIXTURE w/
TYPE V WIDE DISTRIBUTION OPTIC
Light Source: (1) 4000K CCT, 70 CRI LEDS
Ballast/Driver: ELECTRONIC DRIVER

Summary

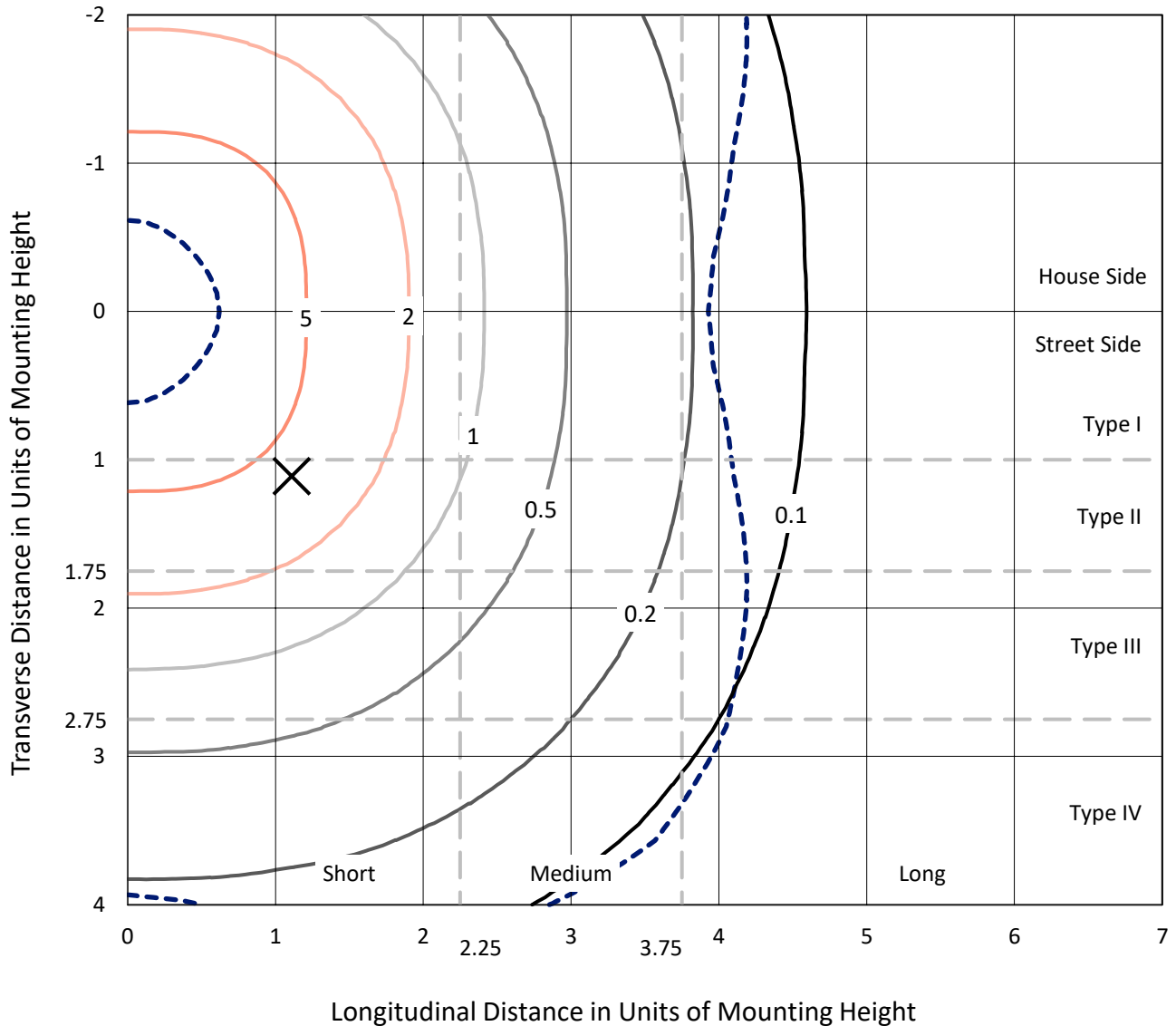
Lumens per Lamp: N/A
Luminaire Lumens: 20239.9 lumens
Efficiency: N/A
Efficacy: 119.1 lumens/watt
Luminous Opening: Circular (Dia: 1.12' x H: 0')
IES Classification: Type V - Short
BUG Rating: B4 - U0 - G4

Input Watts (W): 170
Input Voltage (V): 120
Input Current (Ain): NR
Voltage Rise (V): NR
Power Factor: 0.995
Total Harmonic Distortion (THDi): 5.9%
Frequency (hertz): 60
Stabilization Time: NR
Operation Time: NR
Ambient Temperature (°C): NR
Test Distance: 24 FT

REPORT NUMBER: P879679
 CATALOG NUMBER: EMM2-HSN-VA9-740-U-WQ

Iso-Footcandle Lines of Horizontal Illumination

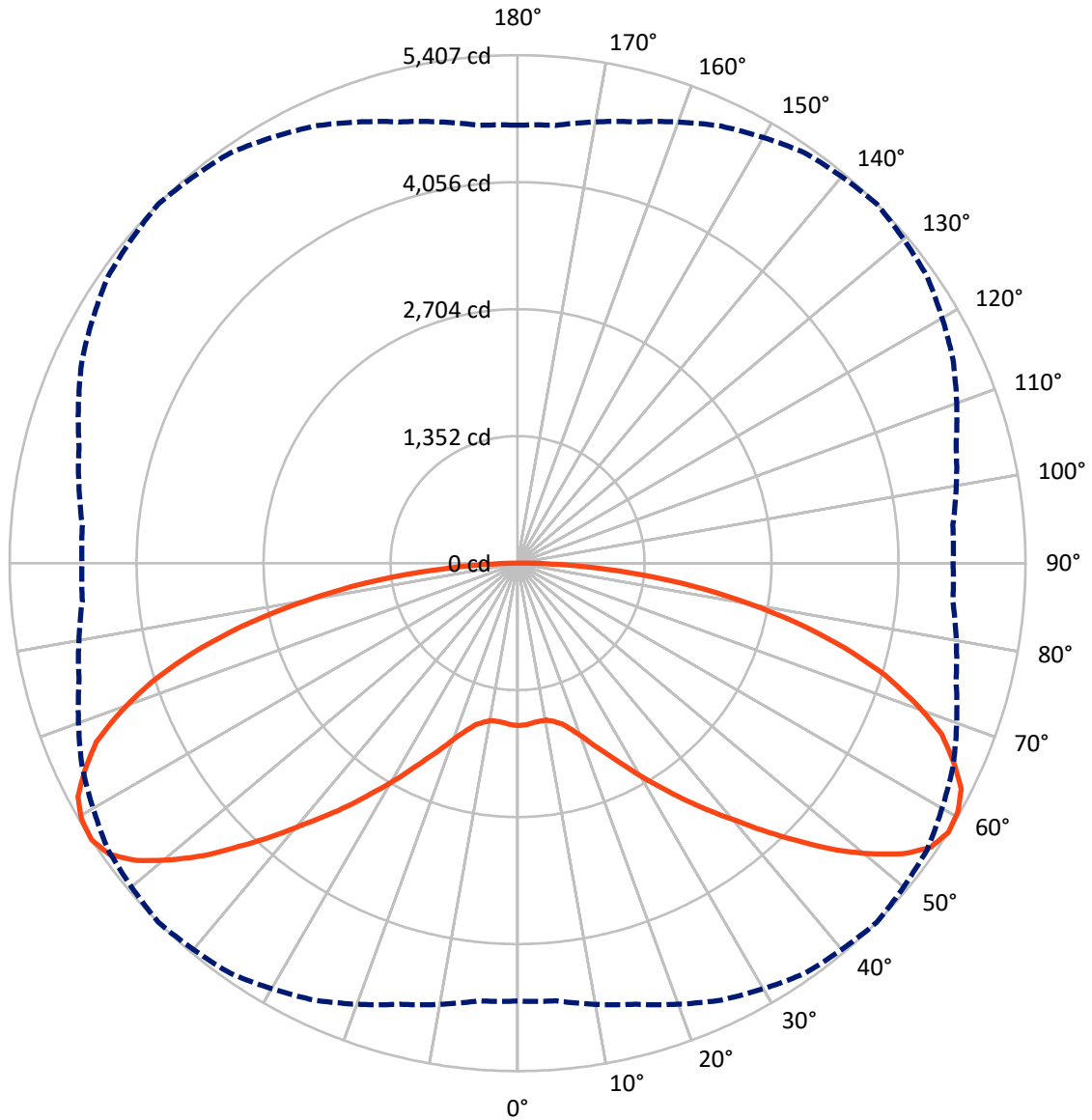
× Max cd
 - - - 1/2 Max cd



Based on 15 foot mounting height. Maximum calculated value = 7.7 fc
 Type V - Short - N/A

REPORT NUMBER: P879679
CATALOG NUMBER: EMM2-HSN-VA9-740-U-WQ

Luminous Intensity Polar Plot



— Vertical Plane Through 45-Deg Lateral - - - Horizontal Cone Through 57.5-Deg Vertical

REPORT NUMBER: P879679
 CATALOG NUMBER: EMM2-HSN-VA9-740-U-WQ

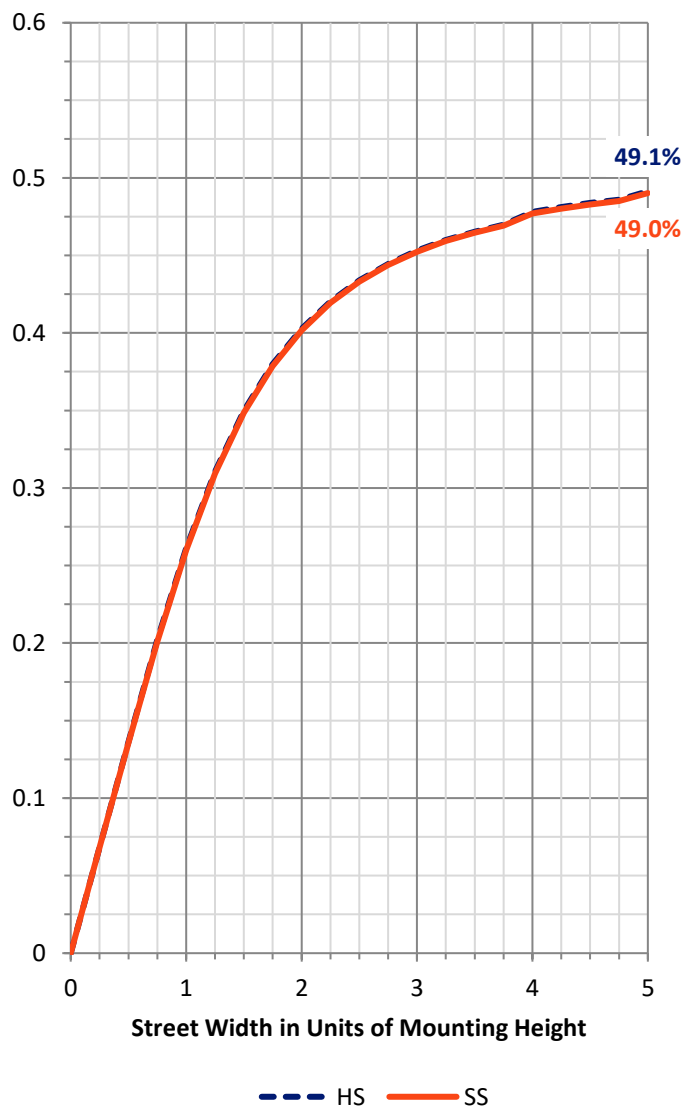
FLUX DISTRIBUTION:

		Downward	Upward	Total
House Side	Lumens	10120.0	0.0	10120.0
	% Fixture	50.0	0.0	50.0
Street Side	Lumens	10120.0	0.0	10120.0
	% Fixture	50.0	0.0	50.0
Total	Lumens	20239.9	0.0	20239.9
	% Fixture	100.0	0.0	100.0

Coefficient of Utilization

ZONAL LUMENS:

Zone	Lumens	% Fixture
0°-10°	162.7	0.8
10°-20°	511.7	2.5
20°-30°	1051.7	5.2
30°-40°	1919.0	9.5
40°-50°	3146.9	15.5
50°-60°	4409.6	21.8
60°-70°	4613.0	22.8
70°-80°	3370.4	16.7
80°-90°	1055.0	5.2
90°-100°	0.0	0.0
100°-110°	0.0	0.0
110°-120°	0.0	0.0
120°-130°	0.0	0.0
130°-140°	0.0	0.0
140°-150°	0.0	0.0
150°-160°	0.0	0.0
160°-170°	0.0	0.0
170°-180°	0.0	0.0
0°-90°	20239.9	100.0
0°-180°	20239.9	100.0



REPORT NUMBER: P879679

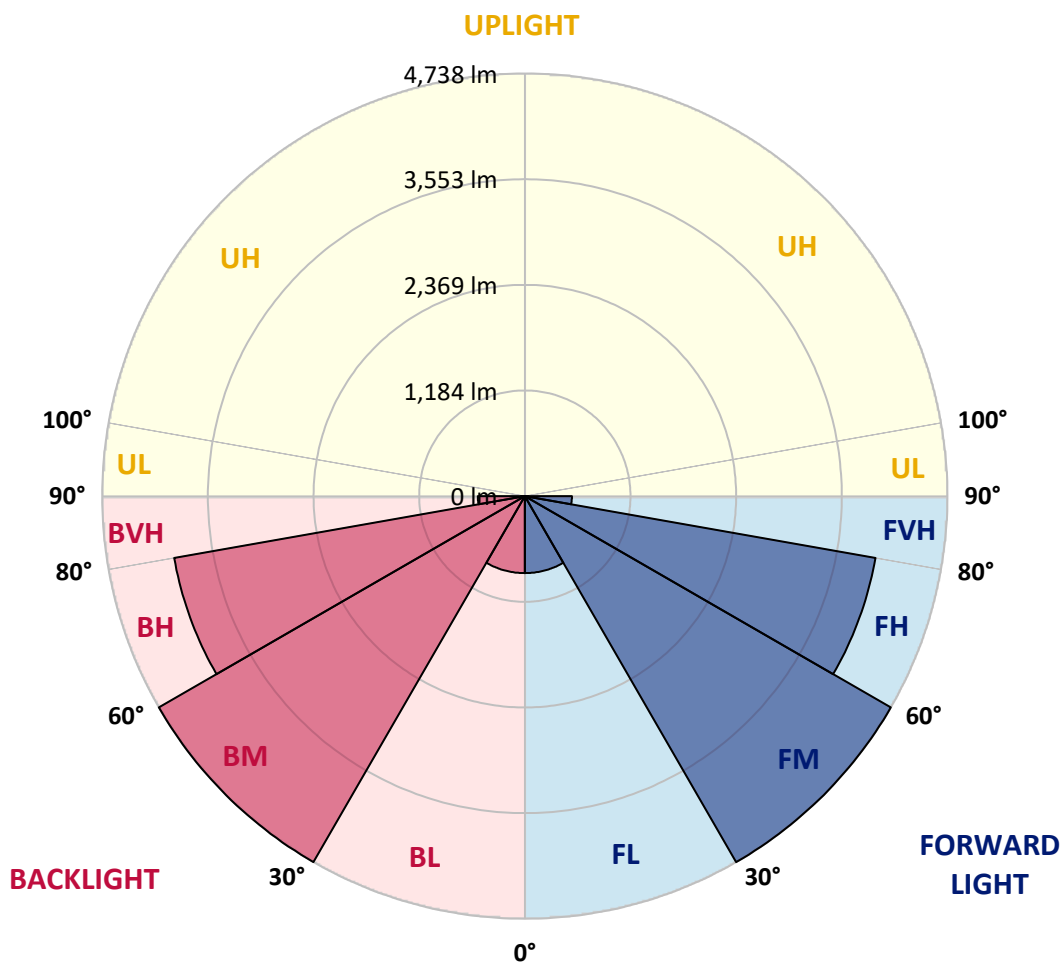
CATALOG NUMBER: EMM2-HSN-VA9-740-U-WQ

LUMINAIRE CLASSIFICATION SYSTEM LUMEN TABLE AND BUG RATING:

Zone		Lumens	% Fixture	Zone Rating/Lumen Limit		
				B	U	G
FL	(0°-30°)	863.0	4.3			
FM	(30°-60°)	4737.7	23.4			
FH	(60°-80°)	3991.7	19.7			G2/5000
FVH	(80°-90°)	527.5	2.6			G4/750
BL	(0°-30°)	863.0	4.3	B2/1000		
BM	(30°-60°)	4737.7	23.4	B3/5000		
BH	(60°-80°)	3991.7	19.7	B4/5000		G2/5000
BVH	(80°-90°)	527.5	2.6			G4/750
UL	(90°-100°)	0.0	0.0		U0/0	
UH	(100°-180°)	0.0	0.0		U0/0	

BUG Rating: B4-U0-G4

Type V Short





REPORT NUMBER: P879679

CATALOG NUMBER: EMM2-HSN-VA9-740-U-WQ

CANDELA DISTRIBUTION (FULL):

	0°	5°	15°	25°	35°	45°	55°	65°	75°	85°	90°
0°	1728.1	1728.1	1728.1	1728.1	1728.1	1728.1	1728.1	1728.1	1728.1	1728.1	1728.1
2.5°	1721.7	1724.3	1723.0	1723.0	1721.7	1723.0	1725.5	1726.8	1725.5	1726.8	1725.5
5°	1710.3	1710.3	1709.1	1707.8	1707.8	1707.8	1707.8	1707.8	1709.1	1709.1	1710.3
7.5°	1696.4	1696.4	1696.4	1698.9	1697.7	1698.9	1698.9	1697.7	1696.4	1696.4	1697.7
10°	1698.9	1697.7	1696.4	1698.9	1697.7	1698.9	1698.9	1696.4	1697.7	1698.9	1700.2
12.5°	1720.5	1717.9	1721.7	1725.5	1728.1	1730.6	1729.4	1728.1	1724.3	1720.5	1720.5
15°	1767.4	1764.9	1768.7	1773.7	1775.0	1776.3	1780.1	1775.0	1773.7	1767.4	1766.1
17.5°	1834.6	1833.3	1840.9	1851.1	1856.1	1862.5	1856.1	1851.1	1837.1	1834.6	1838.4
20°	1930.9	1927.1	1942.4	1958.8	1963.9	1971.5	1966.4	1956.3	1942.4	1927.1	1927.1
22.5°	2053.9	2062.8	2070.4	2083.1	2103.4	2116.0	2099.6	2081.8	2061.5	2052.7	2046.3
25°	2213.7	2212.4	2220.0	2245.4	2258.0	2266.9	2264.4	2240.3	2222.5	2209.9	2208.6
27.5°	2367.1	2382.3	2397.5	2414.0	2445.7	2449.5	2445.7	2416.5	2388.6	2378.5	2374.7
30°	2571.2	2568.7	2582.6	2621.9	2653.6	2656.2	2646.0	2610.5	2578.8	2559.8	2562.3
32.5°	2770.3	2750.0	2786.7	2813.4	2840.0	2867.9	2841.3	2813.4	2786.7	2746.2	2758.8
35°	2951.6	2968.0	2988.3	3042.8	3097.4	3108.8	3091.0	3034.0	2982.0	2963.0	2941.4
37.5°	3173.4	3173.4	3207.7	3287.5	3337.0	3354.7	3329.4	3272.3	3200.1	3172.2	3162.0
40°	3396.6	3396.6	3448.6	3515.8	3589.3	3614.6	3586.8	3512.0	3452.4	3380.1	3391.5
42.5°	3613.4	3631.1	3699.6	3782.0	3884.7	3918.9	3879.6	3779.5	3693.3	3624.8	3614.6
45°	3853.0	3880.9	3955.7	4091.4	4178.8	4228.3	4173.8	4087.6	3935.4	3869.5	3834.0
47.5°	4114.2	4133.2	4241.0	4370.3	4512.3	4564.3	4499.6	4358.9	4229.6	4112.9	4107.8
50°	4341.1	4337.3	4475.5	4654.3	4815.3	4864.8	4812.8	4660.6	4450.2	4320.8	4333.5
52.5°	4511.0	4532.6	4678.4	4899.0	5070.1	5142.4	5057.5	4874.9	4655.6	4521.2	4480.6
55°	4621.3	4656.8	4826.7	5065.1	5260.3	5337.7	5254.0	5043.5	4803.9	4630.2	4606.1
57.5°	4661.9	4677.1	4862.2	5132.3	5331.3	5407.4	5321.2	5115.8	4833.1	4651.8	4636.5
60°	4599.8	4615.0	4815.3	5091.7	5319.9	5384.6	5316.1	5075.2	4787.4	4602.3	4576.9
62.5°	4447.6	4489.5	4711.3	4985.2	5246.4	5300.9	5229.9	4966.2	4699.9	4476.8	4440.0
65°	4265.1	4309.4	4498.3	4803.9	5041.0	5099.3	5043.5	4789.9	4499.6	4285.3	4249.8
67.5°	4010.2	4017.8	4239.7	4549.1	4800.1	4871.1	4774.7	4544.0	4228.3	4025.4	3997.5
70°	3692.0	3697.1	3932.9	4219.4	4450.2	4508.5	4445.1	4199.1	3916.4	3695.8	3676.8
72.5°	3283.7	3330.6	3525.9	3809.9	4025.4	4093.9	4011.5	3802.3	3541.1	3323.0	3279.9
75°	2850.1	2879.3	3049.2	3324.3	3509.4	3594.4	3527.2	3324.3	3049.2	2869.2	2831.1
77.5°	2343.0	2382.3	2548.4	2780.4	2933.8	3025.1	2951.6	2771.5	2548.4	2383.6	2382.3
80°	1851.1	1840.9	1991.8	2192.1	2344.3	2397.5	2351.9	2176.9	1976.6	1848.5	1830.8
82.5°	1284.3	1281.8	1445.4	1579.7	1707.8	1768.7	1698.9	1586.1	1431.4	1317.3	1280.5
85°	730.3	746.8	854.5	938.2	1047.2	1084.0	1059.9	953.4	815.2	715.1	708.7
87.5°	253.6	276.4	296.7	357.5	428.5	460.2	426.0	409.5	363.9	315.7	318.2
90°	0.0	0.0	0.0	0.0	0.0	0.0	0.0	0.0	0.0	0.0	0.0

LM-79-2019: Approved Method: Electrical and Photometric Measurements of Solid-
State Lighting Products

Report Prepared for

Cooper Lighting Solutions

Streetworks

Report Number: SP1-2407-176-9

Test Date: 09/25/2024

Luminaire Tested: MEM2-HTN-VA-130-740-U-RW

Data in this report applies to families of products including MEM2-HTN-VA-130-740-U-RW

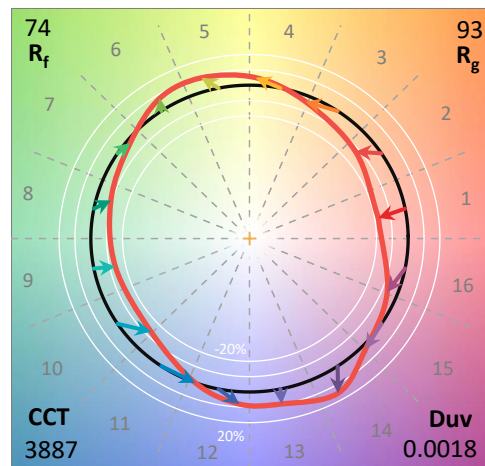
Test Information

Test Method: LM-79-2019
 Report Number: SP1-2407-176-9
 Test Lab: COOPER LIGHTING SOLUTIONS
 Photometer: SP1 - 76IN SPHERE
 Measurement Geometry: 4π
 Issue Date: 09/27/2024
 Manufacturer: COOPER LIGHTING SOLUTIONS
 Product Line: Streetworks
 Catalog Number: **MEM2-HTN-VA-130-740-U-RW**
 Description: EPIC MODERN VISUAL COMFORT 130W WAVESTREAM RECTANGULAR WIDE

Spectral Parameters

CCT (K): 3887
 CIE u': 0.2262
 CIE v': 0.5060
 Duv: 0.0018
 CIE x: 0.3870
 CIE y: 0.3847
 CIE z: 0.2283
 Peak Wavelength (nm): 583
 Dominant Wavelength (nm): 578
 Purity: 31.59626
 Rf: 74.5
 Rg: 93.5

CRI (Ra):	71.4		
R1:	67.6	R9:	-36.8
R2:	78.8	R10:	50.4
R3:	88.2	R11:	65.0
R4:	69.8	R12:	44.4
R5:	67.7	R13:	69.4
R6:	70.3	R14:	93.3
R7:	80.1	R15:	59.9
R8:	49.0		



Test Conditions

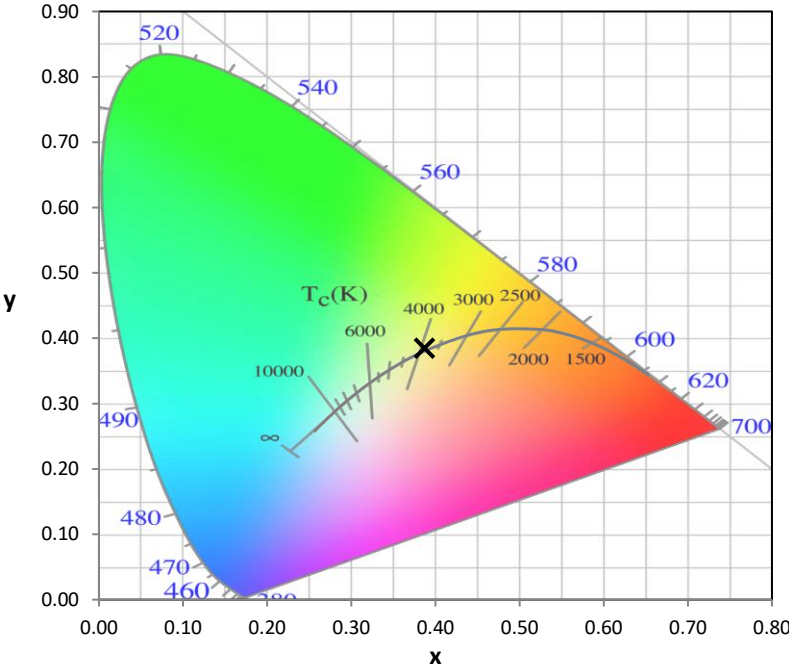
Stabilization Time: 50M
 Operation Time: 1H 50M
 Sphere Temperature (°C): 25.2

REPORT NUMBER: SP1-2407-176-9

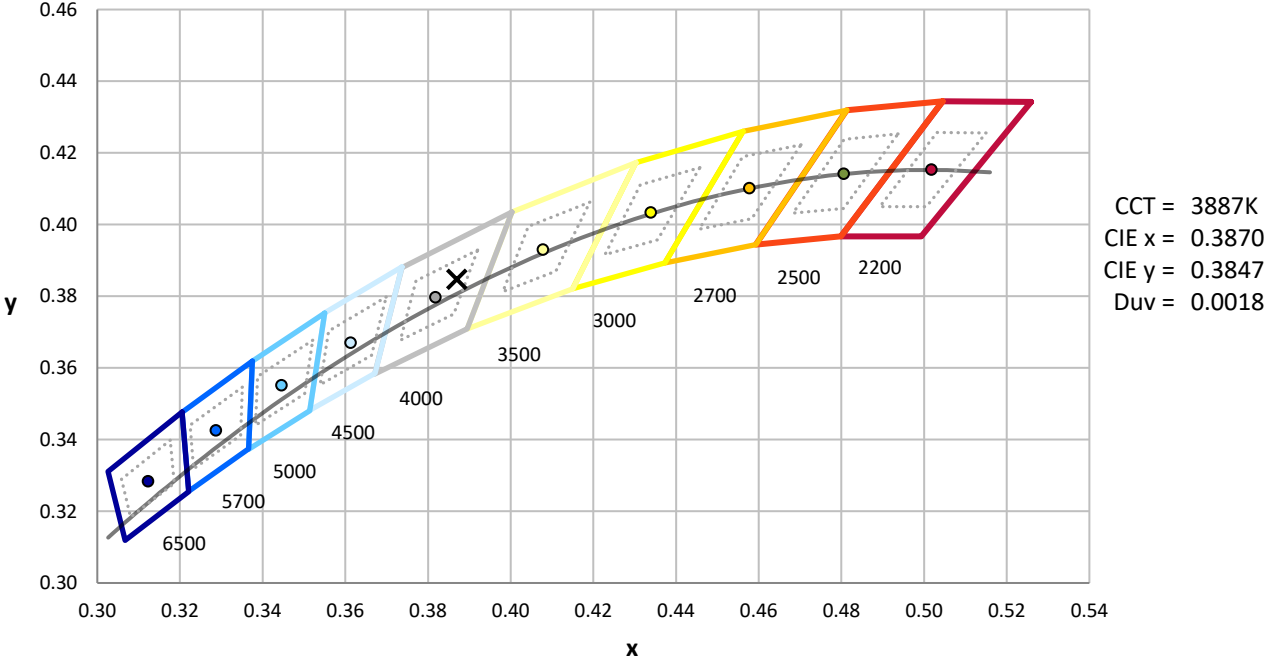
Measurement and Test Equipment			
Instrument	Identification Number	Calibration Date	Calibration Due Date
Photometer	IN0058	6/18/2024	12/18/2024
Power Meter	INXT2011004	2/8/2024	2/8/2025
AC Power Source	IN0063	10/24/2023	10/24/2024
DC Power Source	IN0208	10/24/2023	10/24/2024
Sphere Thermometer	IN0085	10/24/2023	10/24/2024
Room Thermometer	IN0046	10/24/2023	10/24/2024

REPORT NUMBER: SP1-2407-176-9

CIE 1931 Chromaticity Diagram



CIE 1931 Chromaticity Diagram with 2017 ANSI 7-Step and 4-Step Quadrangles

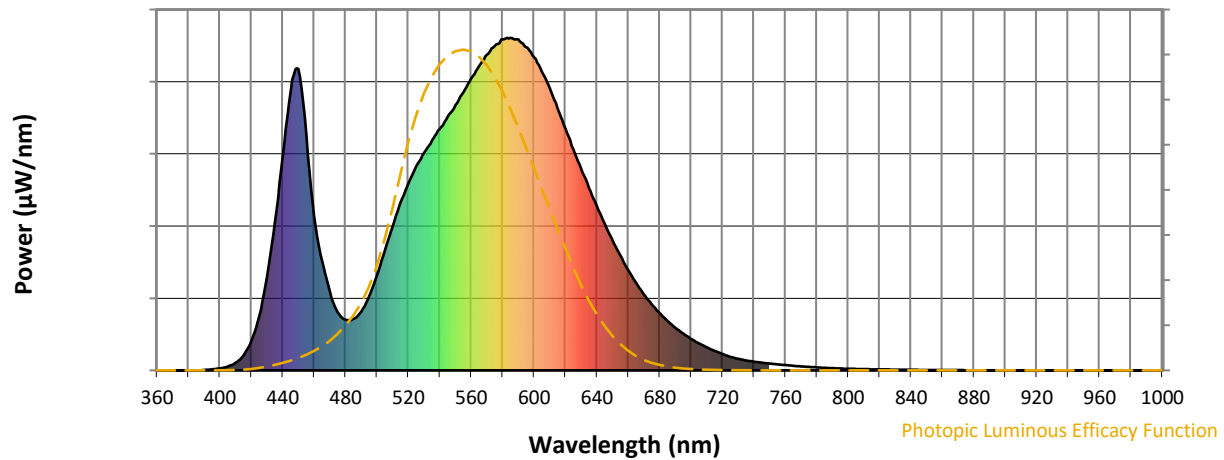


CCT = 3887K
 CIE x = 0.3870
 CIE y = 0.3847
 Duv = 0.0018

Point lies inside the ANSI 4000K 4-step quadrangle

REPORT NUMBER: SP1-2407-176-9

Photopic Flux vs. Wavelength

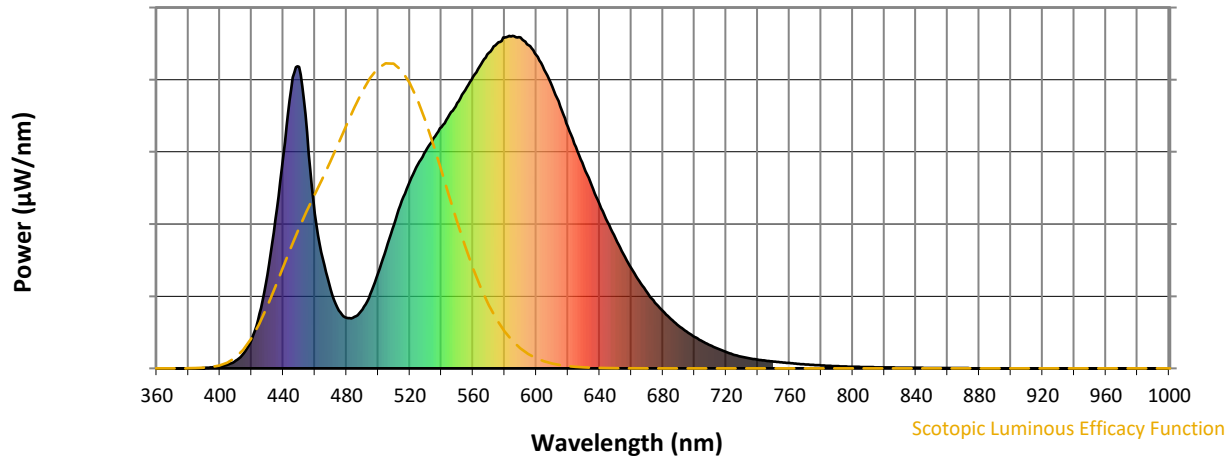


Photopic Lumens: NR

λ (nm)	Power W [^] /nm	Lumens (φ/nm)	λ (nm)	Power W [^] /nm	Lumens (φ/nm)	λ (nm)	Power W [^] /nm	Lumens (φ/nm)	λ (nm)	Power W [^] /nm	Lumens (φ/nm)	λ (nm)	Power W [^] /nm	Lumens (φ/nm)
360	0	NR	490	177	NR	620	727	NR	750	21	NR	880	0	NR
365	0	NR	495	222	NR	625	666	NR	755	18	NR	885	0	NR
370	0	NR	500	286	NR	630	606	NR	760	16	NR	890	0	NR
375	0	NR	505	359	NR	635	549	NR	765	14	NR	895	0	NR
380	0	NR	510	433	NR	640	493	NR	770	12	NR	900	0	NR
385	0	NR	515	505	NR	645	440	NR	775	10	NR	905	0	NR
390	1	NR	520	562	NR	650	390	NR	780	9	NR	910	0	NR
395	3	NR	525	613	NR	655	344	NR	785	8	NR	915	0	NR
400	6	NR	530	654	NR	660	301	NR	790	7	NR	920	0	NR
405	11	NR	535	692	NR	665	263	NR	795	6	NR	925	0	NR
410	23	NR	540	726	NR	670	228	NR	800	5	NR	930	0	NR
415	45	NR	545	763	NR	675	198	NR	805	4	NR	935	0	NR
420	88	NR	550	798	NR	680	172	NR	810	4	NR	940	0	NR
425	164	NR	555	837	NR	685	148	NR	815	3	NR	945	0	NR
430	281	NR	560	878	NR	690	128	NR	820	3	NR	950	0	NR
435	447	NR	565	915	NR	695	110	NR	825	2	NR	955	0	NR
440	642	NR	570	948	NR	700	95	NR	830	2	NR	960	0	NR
445	838	NR	575	976	NR	705	81	NR	835	2	NR	965	0	NR
450	907	NR	580	995	NR	710	69	NR	840	2	NR	970	0	NR
455	710	NR	585	1000	NR	715	58	NR	845	1	NR	975	0	NR
460	465	NR	590	995	NR	720	49	NR	850	1	NR	980	0	NR
465	330	NR	595	972	NR	725	41	NR	855	1	NR	985	0	NR
470	236	NR	600	941	NR	730	35	NR	860	1	NR	990	0	NR
475	174	NR	605	898	NR	735	30	NR	865	1	NR	995	0	NR
480	152	NR	610	848	NR	740	26	NR	870	1	NR	1000	0	NR
485	155	NR	615	788	NR	745	23	NR	875	0	NR			

REPORT NUMBER: SP1-2407-176-9

Scotopic Flux vs. Wavelength



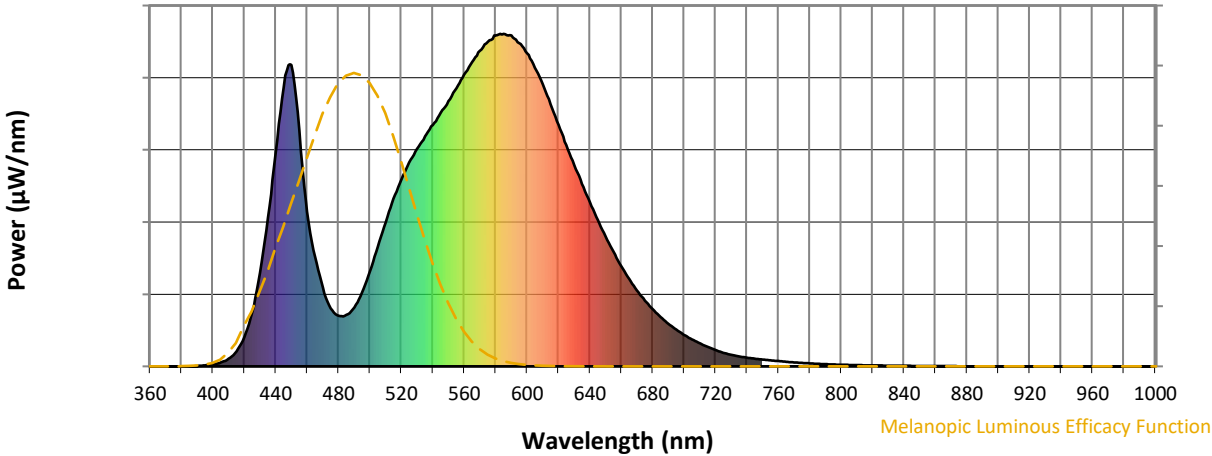
Scotopic Lumens: NR

S/P: 1.49

λ (nm)	Power W [^] /nm	Lumens (φ/nm)	λ (nm)	Power W [^] /nm	Lumens (φ/nm)	λ (nm)	Power W [^] /nm	Lumens (φ/nm)	λ (nm)	Power W [^] /nm	Lumens (φ/nm)	λ (nm)	Power W [^] /nm	Lumens (φ/nm)
360	0	NR	490	177	NR	620	727	NR	750	21	NR	880	0	NR
365	0	NR	495	222	NR	625	666	NR	755	18	NR	885	0	NR
370	0	NR	500	286	NR	630	606	NR	760	16	NR	890	0	NR
375	0	NR	505	359	NR	635	549	NR	765	14	NR	895	0	NR
380	0	NR	510	433	NR	640	493	NR	770	12	NR	900	0	NR
385	0	NR	515	505	NR	645	440	NR	775	10	NR	905	0	NR
390	1	NR	520	562	NR	650	390	NR	780	9	NR	910	0	NR
395	3	NR	525	613	NR	655	344	NR	785	8	NR	915	0	NR
400	6	NR	530	654	NR	660	301	NR	790	7	NR	920	0	NR
405	11	NR	535	692	NR	665	263	NR	795	6	NR	925	0	NR
410	23	NR	540	726	NR	670	228	NR	800	5	NR	930	0	NR
415	45	NR	545	763	NR	675	198	NR	805	4	NR	935	0	NR
420	88	NR	550	798	NR	680	172	NR	810	4	NR	940	0	NR
425	164	NR	555	837	NR	685	148	NR	815	3	NR	945	0	NR
430	281	NR	560	878	NR	690	128	NR	820	3	NR	950	0	NR
435	447	NR	565	915	NR	695	110	NR	825	2	NR	955	0	NR
440	642	NR	570	948	NR	700	95	NR	830	2	NR	960	0	NR
445	838	NR	575	976	NR	705	81	NR	835	2	NR	965	0	NR
450	907	NR	580	995	NR	710	69	NR	840	2	NR	970	0	NR
455	710	NR	585	1000	NR	715	58	NR	845	1	NR	975	0	NR
460	465	NR	590	995	NR	720	49	NR	850	1	NR	980	0	NR
465	330	NR	595	972	NR	725	41	NR	855	1	NR	985	0	NR
470	236	NR	600	941	NR	730	35	NR	860	1	NR	990	0	NR
475	174	NR	605	898	NR	735	30	NR	865	1	NR	995	0	NR
480	152	NR	610	848	NR	740	26	NR	870	1	NR	1000	0	NR
485	155	NR	615	788	NR	745	23	NR	875	0	NR			

REPORT NUMBER: SP1-2407-176-9

Melanopic Flux vs. Wavelength



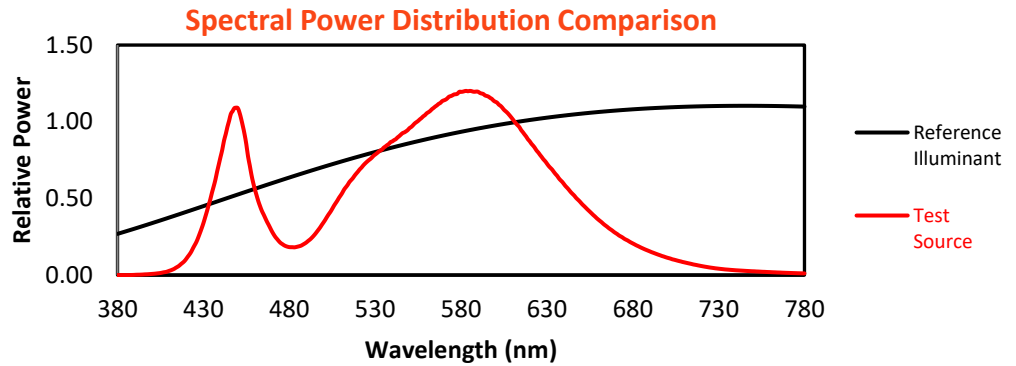
Melanopic Lumens: NR

M/P: 2.89

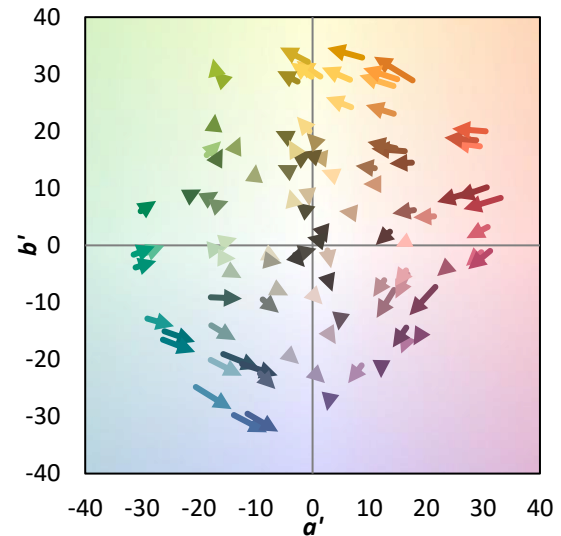
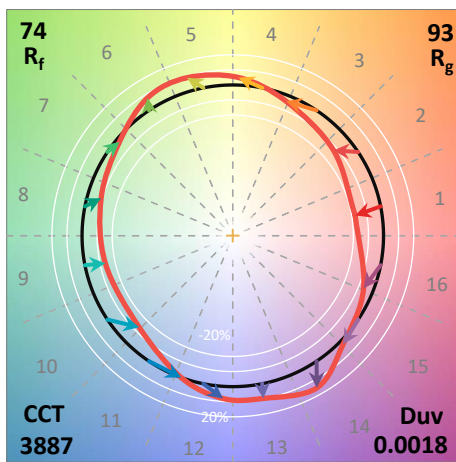
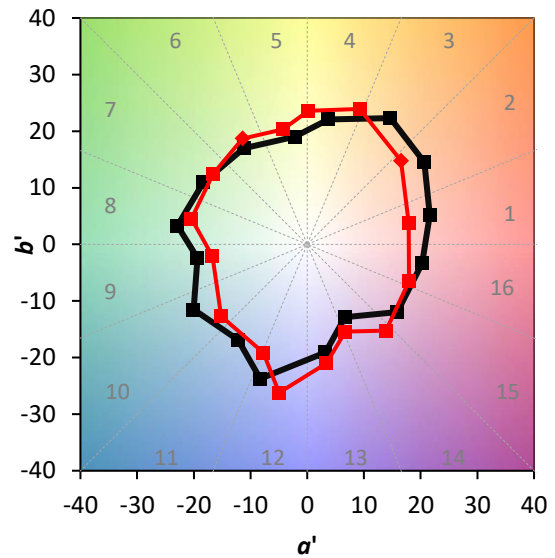
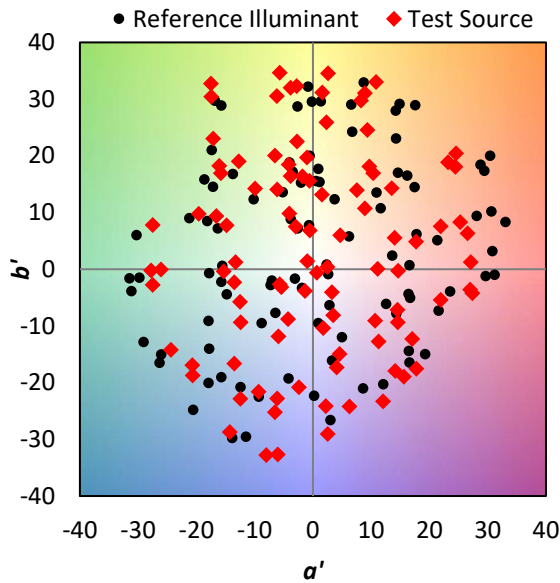
λ (nm)	Power W [^] /nm	Lumens (φ/nm)	λ (nm)	Power W [^] /nm	Lumens (φ/nm)	λ (nm)	Power W [^] /nm	Lumens (φ/nm)	λ (nm)	Power W [^] /nm	Lumens (φ/nm)	λ (nm)	Power W [^] /nm	Lumens (φ/nm)
360	0	NR	490	177	NR	620	727	NR	750	21	NR	880	0	NR
365	0	NR	495	222	NR	625	666	NR	755	18	NR	885	0	NR
370	0	NR	500	286	NR	630	606	NR	760	16	NR	890	0	NR
375	0	NR	505	359	NR	635	549	NR	765	14	NR	895	0	NR
380	0	NR	510	433	NR	640	493	NR	770	12	NR	900	0	NR
385	0	NR	515	505	NR	645	440	NR	775	10	NR	905	0	NR
390	1	NR	520	562	NR	650	390	NR	780	9	NR	910	0	NR
395	3	NR	525	613	NR	655	344	NR	785	8	NR	915	0	NR
400	6	NR	530	654	NR	660	301	NR	790	7	NR	920	0	NR
405	11	NR	535	692	NR	665	263	NR	795	6	NR	925	0	NR
410	23	NR	540	726	NR	670	228	NR	800	5	NR	930	0	NR
415	45	NR	545	763	NR	675	198	NR	805	4	NR	935	0	NR
420	88	NR	550	798	NR	680	172	NR	810	4	NR	940	0	NR
425	164	NR	555	837	NR	685	148	NR	815	3	NR	945	0	NR
430	281	NR	560	878	NR	690	128	NR	820	3	NR	950	0	NR
435	447	NR	565	915	NR	695	110	NR	825	2	NR	955	0	NR
440	642	NR	570	948	NR	700	95	NR	830	2	NR	960	0	NR
445	838	NR	575	976	NR	705	81	NR	835	2	NR	965	0	NR
450	907	NR	580	995	NR	710	69	NR	840	2	NR	970	0	NR
455	710	NR	585	1000	NR	715	58	NR	845	1	NR	975	0	NR
460	465	NR	590	995	NR	720	49	NR	850	1	NR	980	0	NR
465	330	NR	595	972	NR	725	41	NR	855	1	NR	985	0	NR
470	236	NR	600	941	NR	730	35	NR	860	1	NR	990	0	NR
475	174	NR	605	898	NR	735	30	NR	865	1	NR	995	0	NR
480	152	NR	610	848	NR	740	26	NR	870	1	NR	1000	0	NR
485	155	NR	615	788	NR	745	23	NR	875	0	NR			

Summary

$R_f = 74.5$
 $R_g = 93.5$
 CIE $R_a = 71.4$
 $R_g = -36.8$

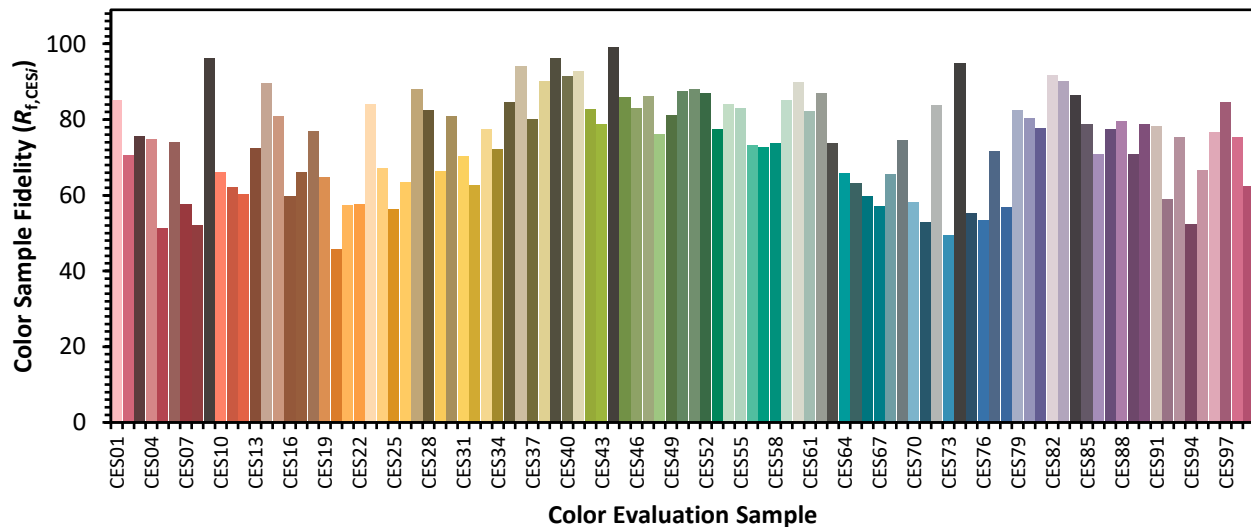


Color Vector Graphics

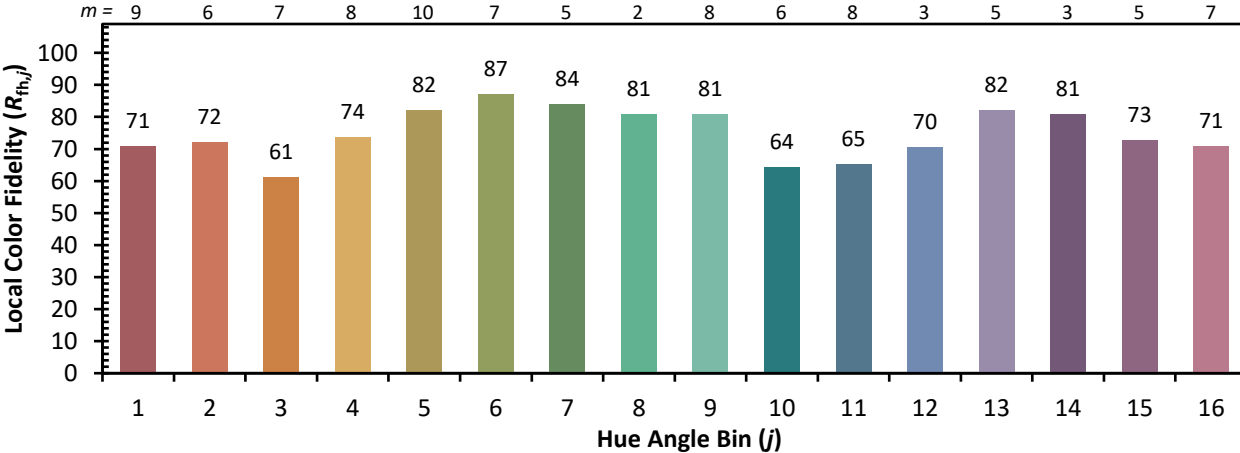
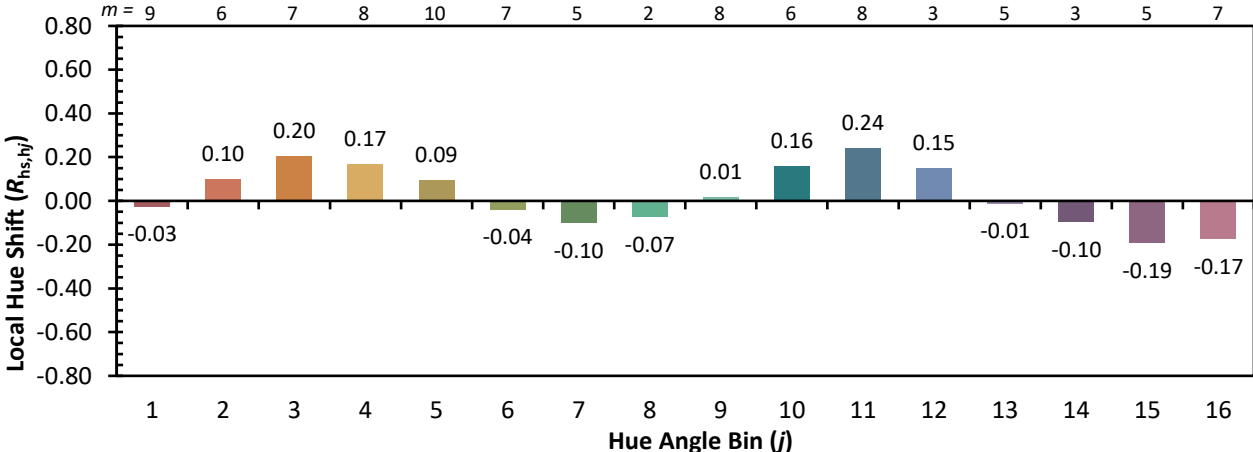
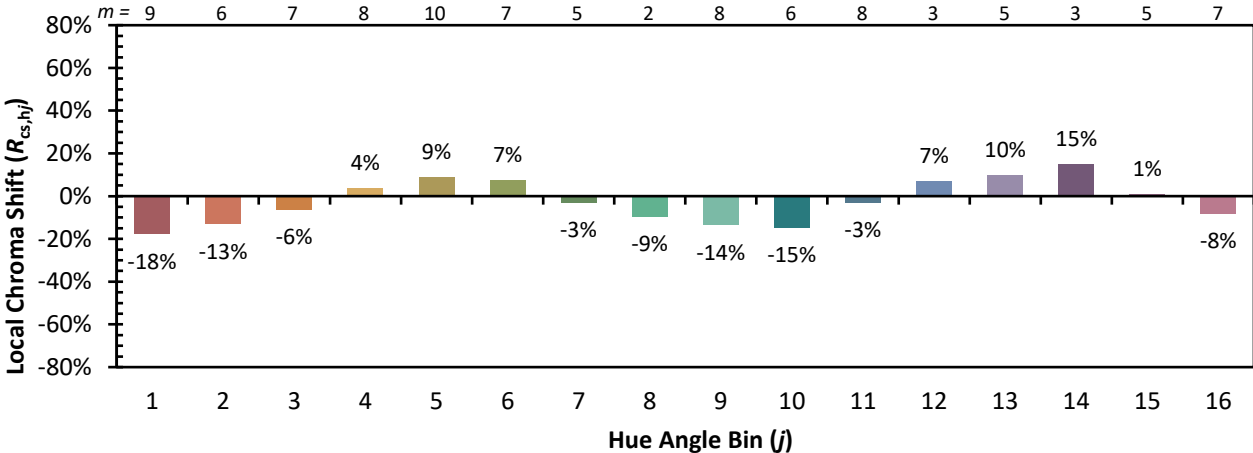


Individual Sample Fidelity Index ($R_{f,i}$)

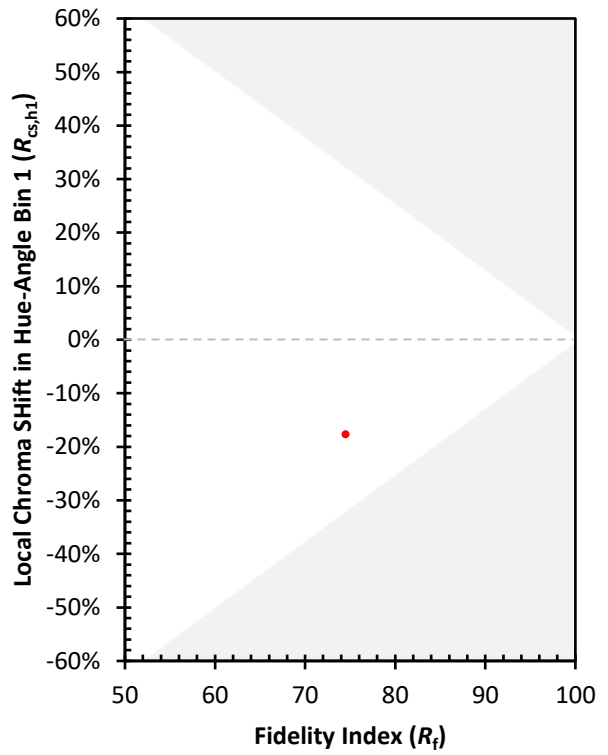
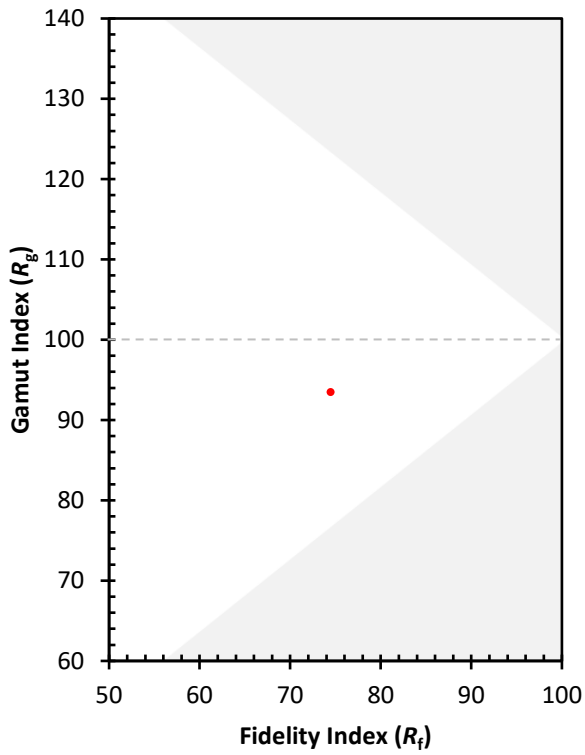
CES01 = 85	CES26 = 63	CES51 = 88	CES76 = 54
CES02 = 61	CES27 = 88	CES52 = 87	CES77 = 72
CES03 = 30	CES28 = 82	CES53 = 77	CES78 = 57
CES04 = 70	CES29 = 66	CES54 = 84	CES79 = 83
CES05 = 47	CES30 = 81	CES55 = 83	CES80 = 80
CES06 = 50	CES31 = 70	CES56 = 73	CES81 = 78
CES07 = 40	CES32 = 63	CES57 = 73	CES82 = 92
CES08 = 39	CES33 = 77	CES58 = 74	CES83 = 90
CES09 = 29	CES34 = 72	CES59 = 85	CES84 = 87
CES10 = 74	CES35 = 85	CES60 = 90	CES85 = 79
CES11 = 57	CES36 = 94	CES61 = 82	CES86 = 71
CES12 = 63	CES37 = 80	CES62 = 87	CES87 = 77
CES13 = 42	CES38 = 90	CES63 = 74	CES88 = 80
CES14 = 74	CES39 = 96	CES64 = 66	CES89 = 71
CES15 = 71	CES40 = 92	CES65 = 63	CES90 = 79
CES16 = 46	CES41 = 93	CES66 = 60	CES91 = 78
CES17 = 49	CES42 = 83	CES67 = 57	CES92 = 59
CES18 = 56	CES43 = 79	CES68 = 65	CES93 = 75
CES19 = 72	CES44 = 99	CES69 = 74	CES94 = 52
CES20 = 65	CES45 = 86	CES70 = 58	CES95 = 67
CES21 = 86	CES46 = 83	CES71 = 53	CES96 = 77
CES22 = 78	CES47 = 86	CES72 = 84	CES97 = 85
CES23 = 92	CES48 = 76	CES73 = 49	CES98 = 75
CES24 = 91	CES49 = 81	CES74 = 95	CES99 = 62
CES25 = 72	CES50 = 88	CES75 = 55	



Color Rendition by Hue-Angle Bin



Measure Comparisons



(END OF REPORT)